

# MFS80PNF

MAYTAG® COMMERCIAL  
ENERGY ADVANTAGE™  
SOFT-MOUNT HIGH-SPEED EXTRACTOR



## LEGENDARY MAYTAG DEPENDABILITY

Maximizing your equipment investment for over a half century.



## MICROPROCESSOR CONTROLS

Maytag® microprocessor controls offer 15 preprogrammed cycles, plus the capability to create multiple unique cycles. Also, one-touch cycle selection and multilingual readouts make these controls easy for everyone to operate.

## CHEMICAL INJECTION SYSTEM

Designed to make chemical installation faster, simpler and more precise, the Maytag® Commercial Laundry Chemical Injection System features easy-access connections on the outside of the machine. This eliminates the need for having to open up the washer on routine visits. The new system also provides chemical supply companies and the machine's users with clear visibility on how detergent, bleach, softener and other chemicals are being dispersed.

## EASY INSTALLATION

Maytag® soft-mount, high-speed extractors feature a suspension system that allows them to be installed in more locations and at a lower cost.

## FOR YOUR OPERATION:

- Inverter Drive Technology For Longer Life
- Up to 350 G's In Final Spin\* Reducing Dry Time
- Easy-To-Operate Microprocessor Controls
- Adjustable Water Temperatures And Levels
- Manual 5-Bay Detergent And Softener Dispenser
- Ability To Use Powdered Or Liquid Chemical Supply
- Eight Chemical Supply Signals
- Two Extra-Large Drain Valves On MFS80 For Faster Draining
- Extra-Large Door And Handle

## BUILT-TO-LAST™ FEATURES:

- Heavy-Duty Latch And Door Handle
- Durable Sealed Bearings
- Rugged Frame And Cabinet
- Easy Service Access



LAUNDRY SOLUTIONS  
YOU CAN *DEPEND ON.*

SPINS UP TO  
350 G'S TO EXTRACT  
MORE WATER

EASY TO USE  
EXTERNAL HOOKUPS  
FOR CHEMICAL INJECTION

visit [maytagcommerciallaundry.com](http://maytagcommerciallaundry.com)  
or call 800-662-3587

\*Maytag Commercial front-load washer compared to commercial top-load washer. Individual savings may vary.



## OUR COMMITMENT TO DEPENDABLE QUALITY

At Maytag, we believe durable goods should remain just that. That's why every Maytag® product is constructed of the highest-quality materials and with the utmost in precision craftsmanship. It's also why we stand behind our equipment with solid service and support from our professional Maytag laundry suppliers. Simply put, when you choose Maytag® products, you ensure your peace of mind.

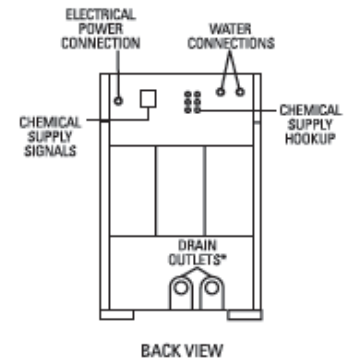
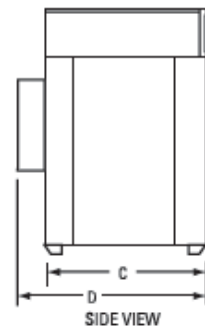
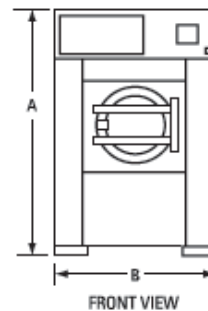


## MFS80PNF MAYTAG® COMMERCIAL ENERGY ADVANTAGE™ SOFT-MOUNT HIGH-SPEED EXTRACTOR

### Maytag® Commercial Energy Advantage™ Soft-Mount, High-Speed Extractor

#### MICROPROCESSOR CONTROL

WASHER SPECIFICATIONS	
<b>MODEL</b>	<b>MFS80PNF</b>
<b>MOTOR</b>	
Inverter drive	•
Variable speed	•
HP (kw)	5 (4)
Voltage	208 – 240V Three-Phase
<b>BREAKER SIZE</b> — amps	30
<b>SPEED</b>	
Wash speed — rpm	38
Extract speed — maximum rpm	830
Extract speed — maximum g-force	350
<b>WATER INLET/HOSE</b>	
Water inlet — BSP in. (mm)	1 (25.4)
Operating pressure — psi (bar)	14.5 – 116 (0.1 – 0.8)
Drain size — in. (mm)	2x3.0 (76) O.D.
<b>CAPACITY</b>	
Lbs. (kg) Dry weight	80 (36)
Cylinder volume — cu. ft. (liters)	11.8 (334)
Cylinder diameter — in. (mm)	36 (914)
Cylinder depth — in. (mm)	20 (510)
<b>CABINET</b>	
Stainless Steel	•
<b>APPROXIMATE WEIGHT</b>	
Crated — lbs. (kg)	3020 (1370)
Uncrated — lbs. (kg)	2712 (1230)
<b>DIMENSIONS</b>	
A) Height — in. (mm)	75 (1905)
B) Width — in. (mm)	47 (1194)
C) Depth — in. (mm)	52.4 (1222)
Door Opening — in. (mm)	21.3 (541)
See specific instructions for proper installation. Because of continuous product improvement, Maytag reserves the right to change specifications without notice.	





**15012 Eddie Drive  
Humble, Texas 77396  
281-441-2465  
800-456-2378  
281-441-2933 (fax)  
www.bestwashinc.com**

Commercial Laundry Distributor



### MAYTAG® LIMITED WARRANTY 3 YEARS — ALL PARTS; 5 YEARS — SHELL, WELDED FRAME ASSEMBLY, BASKET, SHAFT ASSEMBLY, BEARINGS AND SEALS

For a period from the date of original purchase through the time listed above, the designated parts that fail in normal commercial use will be repaired or replaced free of charge for the part itself, with the owner paying all other costs, including labor, transportation and customs duty. Chemical damage is excluded from all warranty coverage. See complete warranty for details.