

ON-PREMISES LAUNDRY



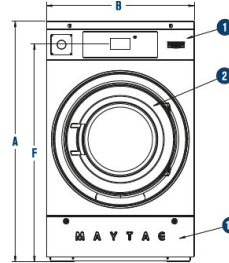
15012 Eddie Drive
Humble, Texas 77396
281-441-2465
800-456-2378
281-441-2933 (fax)
www.bestwashinc.com



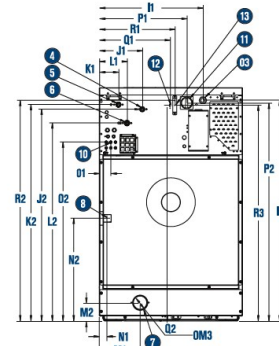
RIGID-MOUNT SPECIFICATIONS



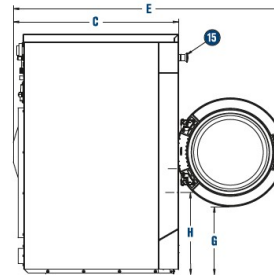
MYR55PN Shown



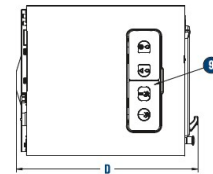
FRONT ELEVATION



BACK ELEVATION



SIDE ELEVATION



TOP ELEVATION

DIAGRAM KEY

- 1 Control Console
- 2 Loading Door
- 3 Electric Connection
- 4 Hot Water
- 5 Cold Water
- 6 Third Water
- 7 Drain
- 8 Steam Connection
- 9 Soap Dispenser
- 10 Automatic Liquid Soap Manifold
- 11 Electric Disconnect
- 12 USB
- 13 Fuses
- 14 Toe Panel
- 15 Stop Switch

		A	B	C	D	E	F	G	H	I1	I2	J1	J2	K1	K2	L1	L2	M1	M2	OM3	N1	N2	O1	O2	P1	P2	Q1	Q2	R1	R2	R3
20R	MM	1112	660	686	772	1159	994	356	425	451	1045	225	1000	101	1023	146	927	168	95	70	N/A	N/A	60	826	368	1032	280	1019	305	1054	1019
	INCH	43 3/4	26	27	30 3/8	45 5/8	39 1/8	14	16 3/4	17 3/4	41 1/8	8 7/8	39 3/8	4	40 1/4	5 3/4	36 1/2	6 5/8	3 3/4	2 3/4	N/A	N/A	2 1/2	32 1/2	14 1/2	40 5/8	11	40 1/8	12	41 1/8	40 1/8
25R	MM	1222	750	724	791	1284	1108	346	419	543	1156	225	1108	101	1133	146	1035	213	95	70	N/A	N/A	70	937	458	1140	371	1130	394	1155	1130
	INCH	48 1/8	29 1/2	28 1/2	31 1/8	49 3/4	43 5/8	13 5/8	16 1/2	21 3/8	45 1/2	8 7/8	43 3/8	4	44 3/8	5 3/4	40 3/4	8 3/8	3 3/4	2 3/4	N/A	N/A	2 3/4	36 7/8	18	44 7/8	14 5/8	44 1/2	15 1/2	45 1/2	44 1/2
30R	MM	1222	750	841	905	1378	1108	346	419	543	1156	225	1108	101	1133	146	1035	213	95	70	N/A	N/A	70	937	458	1140	371	1130	394	1155	1130
	INCH	48 1/8	29 1/2	33 3/8	35 3/8	54 1/4	43 5/8	13 5/8	16 1/2	21 3/8	45 1/2	8 7/8	43 3/8	4	44 3/8	5 3/4	40 3/4	8 3/8	3 3/4	2 3/4	N/A	N/A	2 3/4	36 7/8	18	44 7/8	14 5/8	44 1/2	15 1/2	45 1/2	44 1/2
40R	MM	1410	889	883	946	1470	1289	467	537	578	1343	289	1244	175	1321	175	1224	283	133	70	45	534	70	1095	492	1330	406	1317	429	1343	1318
	INCH	55 1/2	35	34 3/4	37 1/4	57 7/8	50 3/4	18 3/8	21 1/8	22 3/4	52 7/8	11 3/8	49	6 7/8	52	6 7/8	48 3/8	11 1/8	5 1/4	2 3/4	1 3/4	21	2 3/4	43 1/8	19 3/8	52 3/8	16	51 7/8	16 7/8	52 7/8	51 7/8
55R	MM	1410	889	1019	1083	1607	1289	467	537	578	1343	289	1244	175	1321	175	1224	283	133	70	45	534	70	1095	492	1330	406	1317	429	1343	1318
	INCH	55 1/2	35	40 1/4	42 3/4	63 3/4	50 3/4	18 3/8	21 1/8	22 3/4	52 7/8	11 3/8	49	6 7/8	52	6 7/8	48 3/8	11 1/8	5 1/4	2 3/4	1 3/4	21	2 3/4	43 1/8	19 3/8	52 3/8	16	51 7/8	16 7/8	52 7/8	51 7/8
65R	MM	1410	889	1092	1156	1680	1289	467	537	578	1334	289	1242	175	1321	175	1224	283	133	70	45	534	70	1095	492	1330	406	1317	429	1343	1318
	INCH	55 1/2	35	43	45 1/2	66 1/4	50 3/4	18 3/8	21 1/8	22 3/4	52 7/8	11 3/8	49	6 7/8	52	6 7/8	48 3/8	11 1/8	5 1/4	2 3/4	1 3/4	21	2 3/4	43 1/8	19 3/8	52 3/8	16	51 7/8	16 7/8	52 7/8	51 7/8



Three-Year Limited Warranty on Parts. For the first three (3) years from the date of purchase, when this commercial appliance is installed, maintained, and operated according to the instructions attached to or furnished with the product. Maytag® Commercial Laundry brand of Whirlpool Corporation (hereafter "Maytag") will pay for factory-specified parts or original equipment manufacturer parts to correct defects in materials or workmanship.

Fourth- and Fifth-Year Limited Warranty on Certain Parts. In the fourth year and fifth year from the date of purchase, Maytag will pay for the following washer parts: the outer shell, drum and shaft assembly, inner welded frame, and bearings and seals.

Visit maytagcommerciallaundry.com for warranty details.