



15012 Eddie Drive
 Humble, Texas 77396
 281-441-2465
 800-456-2378
 281-441-2933 (fax)
 www.bestwashinc.com

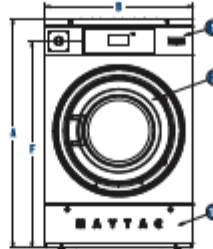


ON-PREMISES LAUNDRY

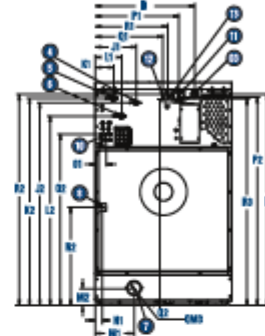
SOFT-MOUNT SPECIFICATIONS



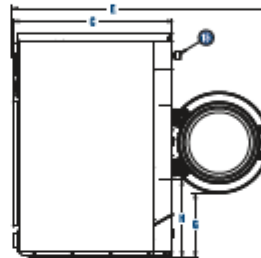
MYS20PN Shown



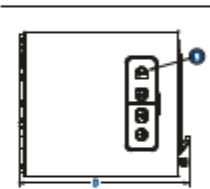
FRONT ELEVATION



BACK ELEVATION



SIDE ELEVATION



TOP ELEVATION

DIAGRAM KEY

- 1 Control Console
- 2 Loading Door
- 3 Electric Connection
- 4 Hot Water
- 5 Cold Water
- 6 Third Water
- 7 Drain
- 8 Steam Connection
- 9 Soap Dispenser
- 10 Automatic Liquid Soap Manifold
- 11 Electric Disconnect
- 12 USB
- 13 Fuses
- 14 Toe Panel
- 15 Stop Switch

	A	B	C	D	E	F	G	H	I	J	K	L	M	N	O	P	Q	R	S	T	U	V	W	X	Y	Z					
241	MM	1112	711	718	781	1170	990	353	423	922	1048	255	1803	101	1818	146	930	219	68	70	N/A	N/A	70	826	419	1835	330	1823	359	1848	1025
	INCH	43 3/4	28	28 3/8	28 3/8	48	46 1/2	13 1/4	16 1/2	18 1/2	41 1/2	8 1/4	70 1/2	4	48 1/4	5 7/8	36 3/4	8	2 3/4	2 3/4	N/A	N/A	2 3/4	32 1/2	16 1/2	48 1/4	13	48 1/4	14	41 1/4	40 1/4
361	MM	1322	794	872	935	1489	1183	348	428	1089	1208	225	1112	181	1157	146	1041	229	68	70	N/A	N/A	70	838	582	1748	416	1133	441	1158	1133
	INCH	48 1/4	31 1/4	34 1/4	36 3/4	58 3/4	46 3/4	13 1/4	16 1/4	23 1/4	45 1/4	8 1/4	43 3/4	4	44 3/4	5 7/8	41	8	2 3/4	2 3/4	N/A	N/A	2 3/4	36 1/2	18 1/4	48 1/4	15 1/4	44 1/4	17 1/4	43 1/4	44 1/4
441	MM	1418	870	901	984	1477	1298	473	548	1347	1447	380	1218	175	1214	175	1218	270	111	70	63	698	78	1894	572	1334	486	1221	571	1347	1321
	INCH	55 7/8	34 1/4	35 1/2	37 1/4	58 1/4	50 3/4	18 1/4	21 1/4	23 1/4	53	11 1/4	48 1/4	6 3/4	50 1/4	6 3/4	48 1/4	10 1/4	4 1/4	2 3/4	2 3/4	2 3/4	27 1/2	2 3/4	43 1/4	22 1/4	51 1/4	19 1/4	52	53 1/4	52
561	MM	1418	870	1036	1180	1634	1298	473	548	1347	1447	380	1218	175	1214	175	1218	270	111	70	63	698	78	1894	572	1334	486	1221	571	1347	1321
	INCH	55 7/8	34 1/4	40 3/4	46 3/4	64	50 3/4	18 1/4	21 1/4	23 1/4	53	11 1/4	48 1/4	6 3/4	50 1/4	6 3/4	48 1/4	10 1/4	4 1/4	2 3/4	2 3/4	2 3/4	27 1/2	2 3/4	43 1/4	22 1/4	51 1/4	19 1/4	52	53 1/4	52
661	MM	1418	870	1118	1173	1687	1298	473	548	1347	1447	380	1218	175	1214	175	1218	270	111	70	63	698	78	1894	572	1334	486	1221	571	1347	1321
	INCH	55 7/8	34 1/4	43 3/4	46 1/4	66 1/4	50 3/4	18 1/4	21 1/4	23 1/4	53	11 1/4	48 1/4	6 3/4	50 1/4	6 3/4	48 1/4	10 1/4	4 1/4	2 3/4	2 3/4	2 3/4	27 1/2	2 3/4	43 1/4	22 1/4	51 1/4	19 1/4	52	53 1/4	52



Three-Year Limited Warranty on Parts. For the first three (3) years from the date of purchase, when this commercial appliance is installed, maintained, and operated according to the instructions attached to or furnished with the product, Maytag® Commercial Laundry brand of Whirlpool Corporation (hereafter "Maytag") will pay for factory-specified parts or original equipment manufacturer parts to correct defects in materials or workmanship.

Fourth- and Fifth-Year Limited Warranty on Certain Parts. In the fourth year and fifth years from the date of purchase, Maytag will pay for the following washer parts: the outer shell, drum and shaft assembly, inner welded frame, and bearings and seals.

Visit maytagcommerciallaundry.com for warranty details.



15012 Eddie Drive
Humble, Texas 77396
281-441-2465
800-456-2378
281-441-2933 (fax)
www.bestwashinc.com



ON-PREMISES LAUNDRY

SOFT-MOUNT SPECIFICATIONS

MODEL	MYS20PN	MYS30PN	MYS40PN	MYS55PN	MYS65PN
MOTOR					
Size – HP	1.0	2.0	3.0	4.0	4.0
CAPACITY					
Cylinder Volume – cu. ft. (liters)	2.58 (73)	4.61 (131)	6.04 (171)	8.14 (230)	9.25 (262)
Cylinder Diameter – in. (mm)	20.9 (530)	24.4 (620)	29.5 (750)	29.5 (750)	29.5 (750)
Cylinder Depth – in. (mm)	13.9 (352)	17.9 (454)	16.2 (411)	21.8 (548)	24.4 (621)
Dry Load Capacity – lb. (kg)	20 (9)	30 (14)	40 (18)	55 (25)	65 (30)
EXTRACT FORCE					
Maximum Extract Force (G-force)	400	400	400	400	350
CONNECTIVITY					
USB Programmability	Yes	Yes	Yes	Yes	Yes
Maytag Connect 360™ Technology* Ready	Yes	Yes	Yes	Yes	Yes
DIMENSIONS					
Depth – in. (mm)	28.4 (721)	34.3 (872)	35.5 (901)	40.8 (1,037)	43.7 (1,110)
Width – in. (mm)	28.0 (710)	31.3 (795)	38.2 (970)	38.2 (970)	38.2 (970)
Height – in. (mm)	43.8 (1,112)	48.1 (1,222)	55.5 (1,410)	55.5 (1,410)	55.5 (1,410)
Door Opening – in. (mm)	12.9 (328)	16.1 (410)	18.1 (459)	18.1 (459)	18.1 (459)
CRATED DIMENSIONS					
Width – in. (mm)	29.8 (756)	33.1 (841)	39.5 (1,003)	39.5 (1,003)	39.5 (1,003)
Depth – in. (mm)	33.4 (854)	39.8 (1,010)	41.0 (1,042)	46.4 (1,178)	49.3 (1,251)
Height – in. (mm)	50.0 (1,270)	54.4 (1,381)	61.4 (1,560)	61.4 (1,560)	61.4 (1,560)
APPROXIMATE WEIGHT					
Uncrated – lb. (kg)	415 (188)	582 (264)	851 (386)	894 (406)	944 (428)
Crated – lb. (kg)	448 (202)	618 (279)	889 (403)	933 (423)	984 (448)
LOADING QUANTITY					
Full Truck (53' / 48')	60 / 54	38 / 34	32 / 28	32 / 28	32 / 28
40' HC Container	42	28	24	22	21
20' Container	18	14	10	10	9
ELECTRICAL CONNECTION OPTIONS (VOLTS/Hz/PHASE)					
W = 120 / 60 / 1 (no electrical heating)	Yes	Yes	No	No	No
T = 208 – 240 / 50 – 60 / 1 (no electrical heating)	Yes	Yes	Yes	Yes	Yes
S = 220 – 240 / 50 – 60 / 1 (no electrical heating)	Yes	Yes	Yes	Yes	Yes
V = 208 – 240 / 50 – 60 / 3	Yes	Yes	Yes	Yes	Yes
N = 380 – 415 / 50 – 60 / 3	Yes	Yes	Yes	Yes	Yes
R = 440 – 480 / 50 – 60 / 3	Yes	Yes	Yes	Yes	Yes
WATER HEATING OPTIONS					
Hot/Cold Water Connections Only	Yes	Yes	Yes	Yes	Yes
Electrical Heating (size of heating elements, kW)	Yes (8)	Yes (12)	Yes (16)	Yes (18)	Yes (18)
Electrical Heating, Optional Alternate Heating Element Size- kW	12	8	N/A	N/A	N/A
Steam Kit Option	No	No	Yes	Yes	Yes
WATER, CHEMICAL DISPENSING, DRAINS					
Number of Water Inlets	2	2	2	2	2
Optional Third Water Inlet	Yes	Yes	Yes	Yes	Yes
Inlet Sizes – in. (mm)	½ (13)	½ (13)	½ (13)	½ (13)	½ (19)
Operating Pressure – PSI (bar)	20 – 120 (1-8)	20 – 120 (1-8)	20 – 120 (1-8)	20 – 120 (1-8)	20 – 120 (1-8)
Number of Dispenser Compartments	4	4	4	4	4
External Chemical Connections, Number	10	10	10	10	10
Dump Valve Drain, Size – in. (mm)	Yes, 3 (78)	Yes, 3 (78)	Yes, 3 (78)	Yes, 3 (76)	Yes, 3 (76)
Second Dump Valve Drain Option	No	No	No	Yes	Yes
Drain Pump Option	Yes	Yes	Yes	No	No
SOUND PRESSURE-dBA					
	<70	<70	<70	<70	<70

*WiFi required. Features subject to change. Details and privacy info at connect360.maytag.com.

See specific instructions for proper installation. Because of continuous product improvement, Maytag reserves the right to change specifications without notice.

© 2019 Maytag. All rights reserved. Printed in the U.S.A.

MY180083 Rev 1/2019