

VENDED LAUNDRY



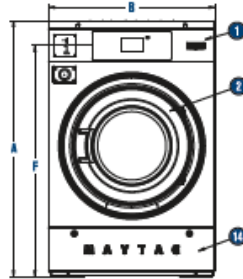
15012 Eddie Drive
Humble, Texas 77396
281-441-2465
800-456-2378
281-441-2933 (fax)
www.bestwashinc.com



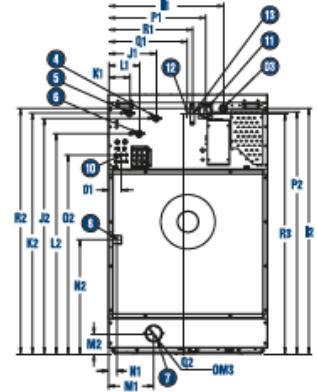
SOFT-MOUNT SPECIFICATIONS



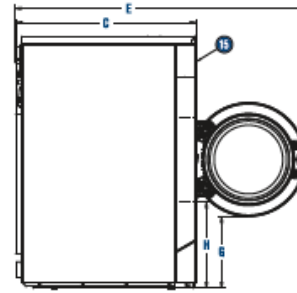
MYS20PD Shown



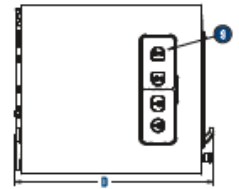
FRONT ELEVATION



BACK ELEVATION



SIDE ELEVATION



TOP ELEVATION

DIAGRAM KEY

- 1 Control Console
- 2 Loading Door
- 3 Electric Connection
- 4 Hot Water
- 5 Cold Water
- 6 Third Water
- 7 Drain
- 8 Steam Connection
- 9 Soap Dispenser
- 10 Automatic Liquid Soap Manifold
- 11 Electric Disconnect
- 12 USB
- 13 Fuses
- 14 Toe Panel
- 15 Payment Mech. Location

	A	B	C	D	E	F	G	H	I	J	K	L	M	N	O	P	Q	R	S	T	U	V	W	X	Y	Z					
20S	MM	1112	711	721	781	1170	983	353	423	502	1048	225	1003	101	1028	146	930	229	90	70	N/A	N/A	70	826	419	1035	330	1023	355	1048	1023
	INCH	43 3/4	28	28 3/4	30 3/4	46	38 1/2	13 7/8	16 1/4	18 1/4	41 1/4	8 1/4	39 1/2	4	40 1/2	5 3/4	36 1/4	9	3 1/2	2 3/4	N/A	N/A	2 3/4	32 1/2	16 1/4	40 3/4	13	41 1/4	14	41 1/4	40 3/4
30S	MM	1222	794	872	935	1401	1103	348	421	588	1158	225	1112	101	1137	146	1041	229	90	70	N/A	N/A	70	938	502	1146	416	1133	441	1159	1133
	INCH	48 1/4	31 1/4	34 3/4	36 3/4	55 1/4	43 3/4	13 3/4	16 1/4	23 1/4	45 1/4	8 1/4	42 3/4	4	44 3/4	5 3/4	41	9	3 1/2	2 3/4	N/A	N/A	2 3/4	36 1/4	18 1/4	45 1/4	16 1/4	44 1/4	17 1/4	45 1/4	44 1/4
40S	MM	1410	978	901	954	1477	1290	475	544	657	1347	300	1228	175	1324	175	1221	270	111	70	63	688	70	1094	572	1334	486	1221	511	1347	1321
	INCH	55 1/2	38 1/4	35 1/2	37 1/2	58 1/4	50 3/4	18 1/4	21 1/2	25 3/4	53	11 3/4	48 3/4	6 3/4	52 1/4	6 3/4	48 3/4	10 3/4	4 1/4	2 3/4	2 1/2	27 1/2	2 3/4	43 1/4	22 1/2	52 1/2	18 1/4	52	20 1/4	53	52
55S	MM	1410	978	1036	1108	1624	1290	475	544	657	1347	300	1228	175	1324	175	1221	270	111	70	63	688	70	1094	572	1334	486	1221	511	1347	1321
	INCH	55 1/2	38 1/4	40 3/4	43 1/4	64	50 3/4	18 1/4	21 1/2	25 3/4	53	11 3/4	48 3/4	6 3/4	52 1/4	6 3/4	48 3/4	10 3/4	4 1/4	2 3/4	2 1/2	27 1/2	2 3/4	43 1/4	22 1/2	52 1/2	18 1/4	52	20 1/4	53	52
65S	MM	1410	978	1118	1172	1687	1290	475	544	657	1347	300	1228	175	1324	175	1221	270	111	70	63	688	70	1094	572	1334	486	1221	511	1347	1321
	INCH	55 1/2	38 1/4	43 3/4	46 1/4	66 1/4	50 3/4	18 1/4	21 1/2	25 3/4	53	11 3/4	48 3/4	6 3/4	52 1/4	6 3/4	48 3/4	10 3/4	4 1/4	2 3/4	2 1/2	27 1/2	2 3/4	43 1/4	22 1/2	52 1/2	18 1/4	52	20 1/4	53	52



Five-Year Limited Warranty on Parts (Parts Only – Labor Not Included). For the first five years from the original date of purchase, when this commercial appliance is installed, operated, and maintained according to the instructions attached to or furnished with the product, Maytag® Commercial Laundry brand of Whirlpool Corporation (hereafter "Maytag") will pay for factory-specified replacement parts to correct defects in materials or workmanship that existed when this commercial appliance was purchased. This limited warranty does not include labor.

Sixth- Through Tenth-Year Limited Warranty (Certain Component Parts Only). In the Sixth through Tenth years from the date of original purchase, when this commercial appliance is installed, operated, and maintained according to instructions attached to or furnished with the product, Maytag will pay for factory-specified replacement parts for the following components to correct non-cosmetic defects in materials or workmanship in the parts that prevent function of the product and that existed when this commercial appliance was purchased. This is a limited 10-year warranty on the named parts only and does not include labor: outer shell, drum and shaft assembly, inner welded frame, and bearings and seals.

Visit maytagcommerciallaundry.com for warranty details.